1212 Neon Strip Data Sheet

Top Bend



- Using silicone extrusion process, 12*12Mini size design
- Uniform light emission, good appearance consistency
- Anə-yellowing, high temperature resistance, corrosion resistance, weak acid and alkali resistance
- Good flexibility, small size, light weight, easy installaən
- Food-grade environmentally friendly silicone material.
- Waterproof grade IP67
- 5 years warranty

Technologies

- ON/OFF, Dali, PWM, 0-10V, DMX2PWM Dimmer, Radio Frequency control

Applicaən

- This product is suitable for hotels, KTVs, homes, cabinets, courtyards, etc., for contouring, atmosphere lighəngdecoraəve lighəng and other purposes.

Color Opəons

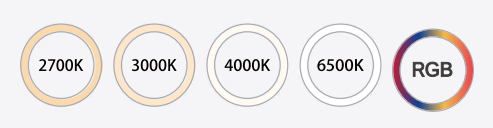

Dimensions

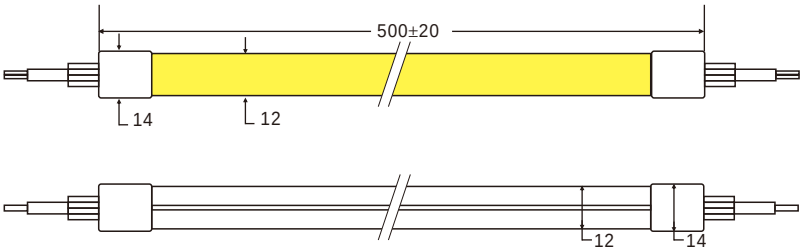

Beam Angle

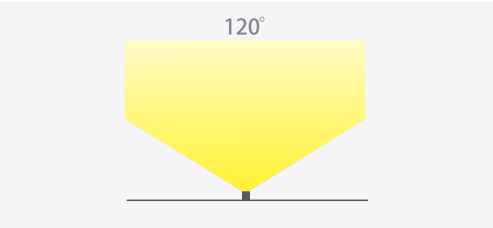

Secəonal drawing

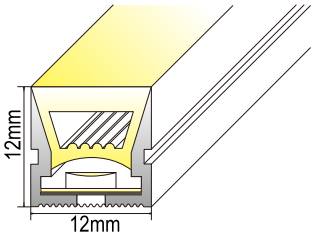

Recommended Accessories

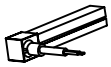

Side exit end cap

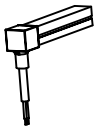

Boğom Exit end cap

Direct Exit End cap

End cap

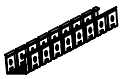

Bendable Profile

Clip



cable

2025 Relight TECHNOLOGIES.ALL RIGHTS RESERVED

Product Specifcaəons

P/N	LED Quanəty	CCT K	CRI	LEDS/m	LUMENS (lm/m)	Vf. (V.)	Current (mA/M)	Power (W/M)	Cut Length (MM)	Max Run (M)
RL-FV2410120283512-XXX-FWD1212	2835	2700	80/90	120	600	24	500	12	50	5
		3000			600					
		4000			620					
RL-FV2410140283512-XXX-FWD1212	2835	2700	80/90	140	700	24	500	12	50	5
		3000			700					
		4000			720					
RL-FV2410192283514-8CW-FWD1212	2835	2700+6500	80/90	192	700	24	583	14	62.5	5
RL-FV2410060505012-RGB-FWD1212	5050	R:620-625	/	60	40	24	500	12	100	5
		G:515-520			96					
		B:465-470			24					
RL-FV2410060505012-SPI-FWD1212	5050	R:620-625	/	60	60	24	541	13	100	5
		G:515-520			140					
		B:465-470			36					
RL-FV2410060505012-DMX-FWD1212	5050	R:620-625	/	60	60	24	541	13	100	5
		G:515-520			140					
		B:465-470			36					

Other Specificaəons

Protection grade	IP67
Working temperature (℃)	−25~+60
Standard length (℃)	−25~+70
Maximum cascade length(m)	5
Maximum cascade length (m)	5
weight	/

Remark

- The test environment temperature is 25±2°C;
- The above data are typical values, the actual parameters of the product may be di erent from the typical data; the data is subject to change without noəce;
- The above "/" means that this parameter is not required for the time being.

Applied Standards

2025 Relight TECHNOLOGIES.ALL RIGHTS RESERVED

Installaəon

Note :Due to the di erent types and ağributes of neon lights, please refer to the, line marks forthe bending radius

① Bending Direcəon & Min. radius

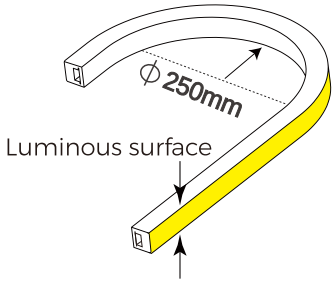

② Side bending prohibited

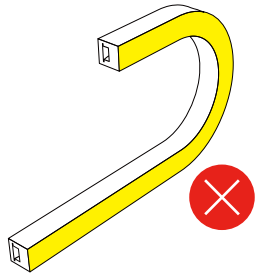

Mounəng with aluminium profiles

Install with the screws provided. Do not use screws of othertypes or sizes that do not meet requirements.

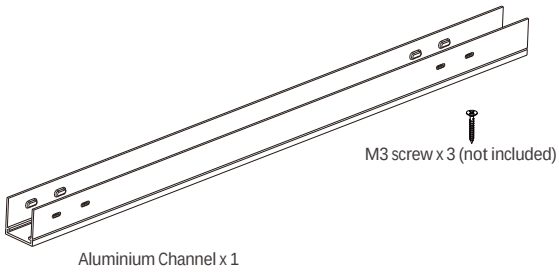

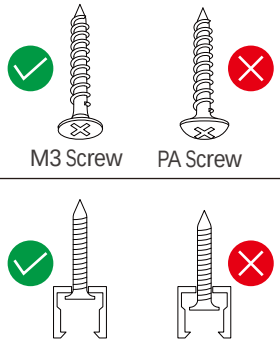

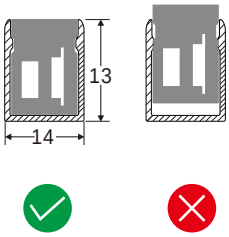

1

Use M3 screw every 200mm

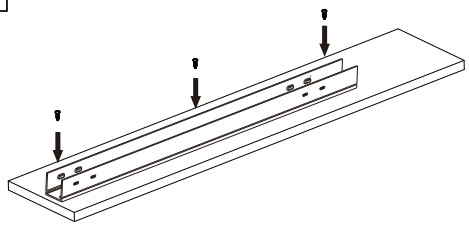

2

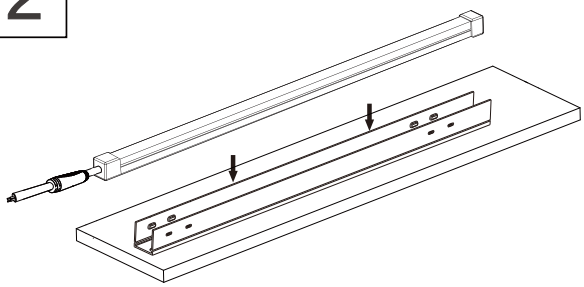

2025 Relight TECHNOLOGIES.ALL RIGHTS RESERVED

Schematic diagram of electrical connection

1.Monochrome temperature wiring diagram 1: Power + lamp belt connecəon mode

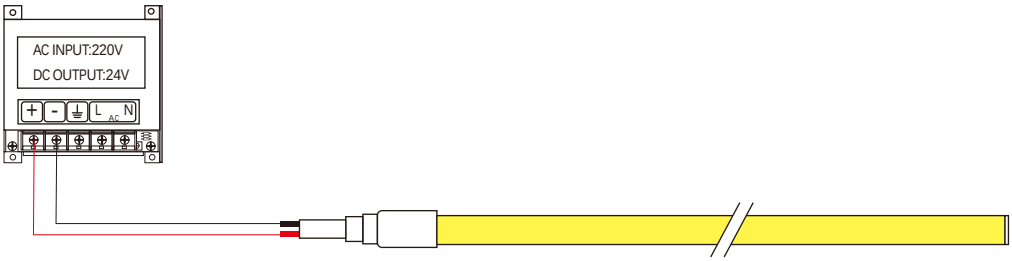

2.Monochrome temperature wiring diagram 2: Power supply + dimmer + lamp belt connecəon

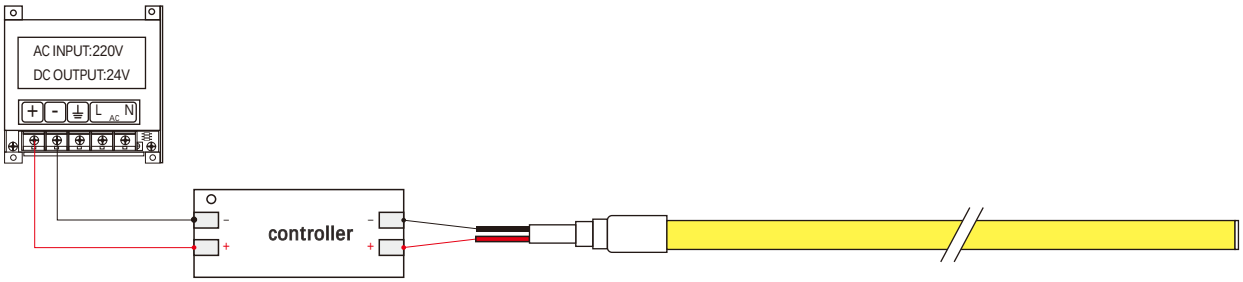

3.Two-color temperature wiring diagram: power + controller + lamp belt connecəon

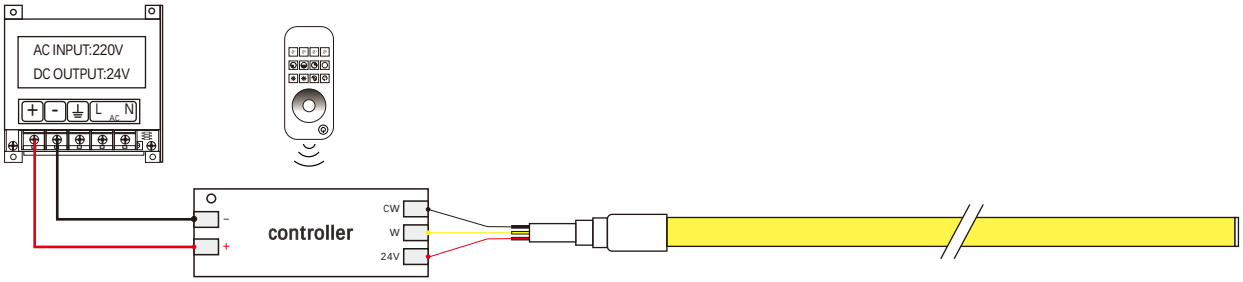

2025 Relight TECHNOLOGIES.ALL RIGHTS RESERVED

Schematic diagram of electrical connection

4.RGB wiring diagram: Power + controller + light belt connecəon mode

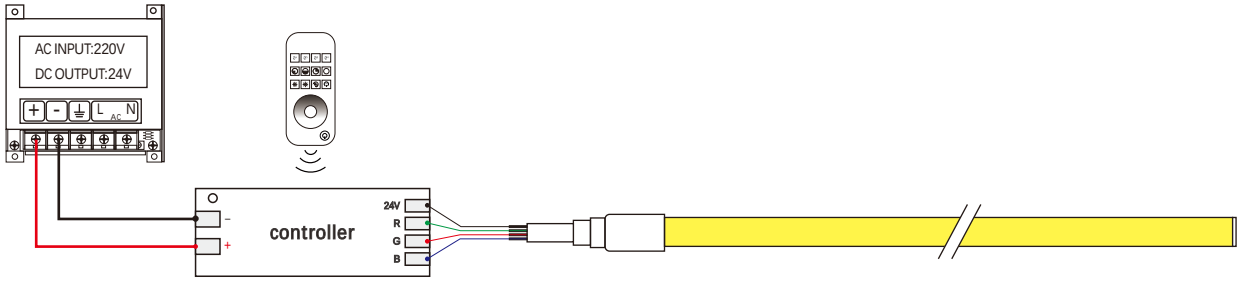

5.SPI wiring diagram: Power + controller + light belt connecəon mode

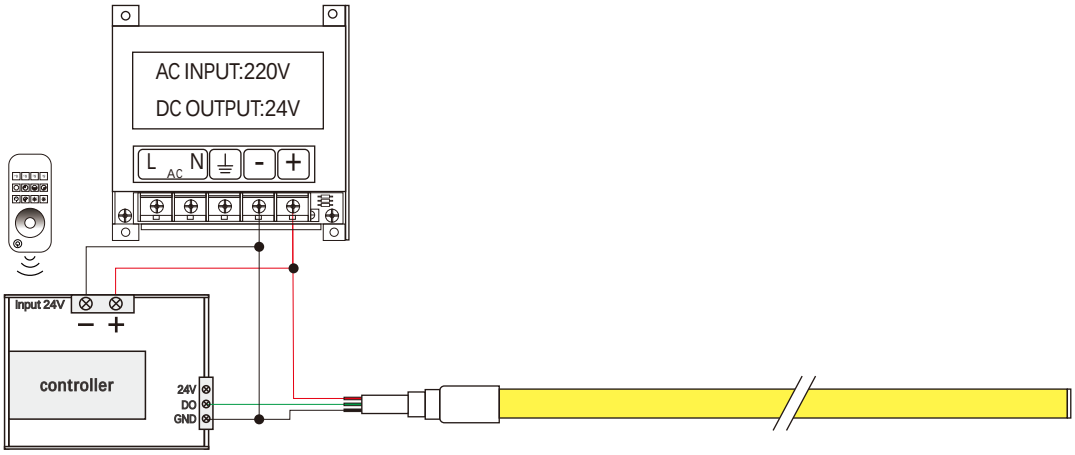

6.DMX512 wiring diagram: Power + controller + light belt connecəon

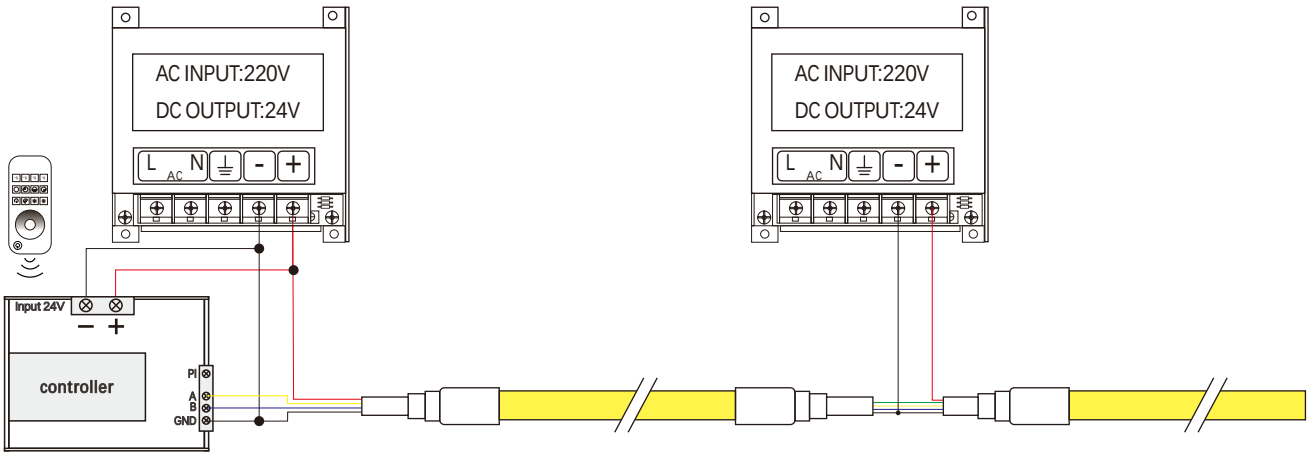

2025 Relight TECHNOLOGIES.ALL RIGHTS RESERVED

Package

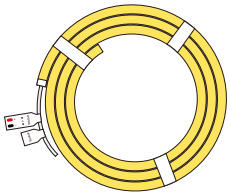

Reel

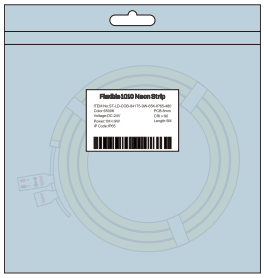

Electrostatic bag

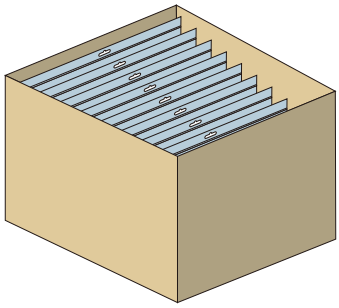

Carton

Packing completed

Note :The above-menəoned packaging quanəty and weight are only for the packaging method shown in the figure. There will be di erences in the number and weight of packaging for other packaging methods, and the actual product shall prevail.

2025 Relight TECHNOLOGIES.ALL RIGHTS RESERVED

Specialized
LED Strip Manufacturer

Shenzhen
Relight Technology Co.,Ltd

6th Floor, Building A, Guancheng IndustrialPark,Gongming Town,
Guangming District, Shenzhen, China

Tel: 86 0755 3369 1713
Web: www.relight-tech.com
E-mail: Sales@relight-tech.com